


Removing the *SaeboFlex*




1. Remove the Spring from the Thumb Mount located on the Forearm Shell.




2. Slide the thumb Digit Cap off the thumb



3. Re-attach the Spring to the Thumb Lead Mount.



4. Remove the Spring from the Hook on the Wrist Mount located on the Forearm Shell by turning the Hook counterclockwise.



5. Let the fingers curl into your palm.



6. Slide all four Digit Caps off of your fingers.



7. Locate the Spring and re-attach it onto the Hook on the Wrist Mount located on the Forearm Shell.



8. With both Springs re-attached, and the Digit Caps removed from the thumb and fingers, undo all 3 Straps (2 Forearm and 1 Hand Strap) and remove the SaeboFlex.

